



FINAL SCIENTIFIC PROGRAM

SEUD
CONGRESS
2021

7TH CONGRESS
OF THE SOCIETY OF ENDOMETRIOSIS
AND UTERINE DISORDERS

DECEMBER, 9-11
Stockholm, Sweden

**UPDATE ON ENDOMETRIOSIS AND UTERINE DISORDERS:
DISPELLING MYTHS, REMOVING STIGMA**

Location:

Waterfront Congress Centre,
Stockholm, Sweden

Congress Presidents:

Pr Kristina Gemzell-Danielsson, Sweden
Pr Oskari Heikinheimo, Finland

SEUD President:

Pr Felice Petraglia, Italy

WWW.SEUD.ORG

FOLLOW US  @Official_SEUD

 Society of Endometriosis and Uterine Disorders

Table of contents

04	About SEUD...
06	SEUD 2021 international and local committees
07	The official SEUD 2021 app
08	General information
09	Waterfront Congress Centre map
10	Partners
11	Exhibition map

FINAL SCIENTIFIC PROGRAM

12	Program at a glance
14	Wednesday, December 8 th
14	Thursday, December 9 th
16	Friday, December 10 th
20	Saturday, December 11 th
26	E-posters list

WELCOME LETTER

Dear colleagues,

We are honored and pleased to welcome you to **Stockholm, Sweden, for the 7th SEUD congress (Society of Endometriosis and Uterine Disorders) which is held December 9-11 2021 as an hybrid event.**

The overall theme for this year's meeting is **“Update on endometriosis and uterine disorders: dispelling myths, removing stigma”.**

The scientific program includes plenary sessions which will give an update on the current knowledge in basic science, identify important gaps, cover the state of the art in clinical practice, and address the future trends associated with endometriosis, uterine fibroids, adenomyosis and other uterine disorders. We will explore how these disorders affect women's health and quality of life and how we can correct myths and remove stigma around menstruation and pain and the underlying conditions.

The scientific program also includes debates on current hot topics, surgery session, imaging, educational sessions, national symposia and sponsored symposia, free communications, posters and attractive pre-congress courses. How do we translate evidence into clinical care, which are the remaining gaps to address, are we doing too little, too much, too soon or too late? The program will encourage interactions between obstetricians and gynecologists, scientists and clinicians, patient organizations and women to be able to translate basic research to clinical practice and to the hands of women to improve women's health globally.

The conference is held at the Stockholm Waterfront Conference Center in the very center of the city with excellent hotel facilities but it will also be possible to access some sessions online. The conference center is ideally situated down town Stockholm near water and parks, restaurants and shopping.

On behalf of the Nordic organizing committee we invite you warmly to this important meeting. To share your research, debate and discuss, exchange ideas, wander, network and above all, enjoy.

Presidents of the 7th SEUD Congress

Pr Kristina Gemzell-Danielsson (Sweden)

Pr Oskari Heikinheimo (Finland)



The Society of Endometriosis
and Uterine Disorders

SEUD AT A GLANCE

SEUD Bureau

Felice Petraglia
(Italy)

Charles Chapron
(France)

SEUD President

Francisco Carmona
(Spain)

Board members

Linda C. Giudice
(USA)

Tasuku Harada
(Japan)

Andrew Horne
(United Kingdom)

Jinhua Leng
(China)

Fernendo Reis
(Brazil)

Pietro Santulli
(France)

Hugh Taylor
(USA)

Paola Viganó
(Italy)

The Society of Endometriosis and Uterine Disorders (SEUD) is a scientific society created in 2015 which aims to improve disease management and reduce the impact on women's lives through focused debate on disease awareness, pathogenesis, risk factors, diagnosis and medical/surgical treatments.

OUR OBJECTIVES



FOCUS ATTENTION
on a group of diseases
that negatively affects
women's health.



PROMOTE
education and training
throughout
the entire world.



IMPROVE
the scientific
approach for
these diseases.

Previous congresses

2015: Paris (France)

2016: Barcelona (Spain)

2017: Singapore

2018: Florence (Italy)


2019: Montreal (Canada)

2020: SEUD ONLINE WEEK

Futur congress

2022: Athens (Greece)

KEY METRICS



MORE THAN
1000 PARTICIPANTS



15 patient support groups
worldwide



36 International Scientific Societies
partners



FROM
75 COUNTRIES

FROM
5 CONTINENTS



More than **1000 followers** in our strong social network community

 @Official_SEUD  @OfficialSEUD  Society of Endometriosis and Uterine Disorders

OUR JOURNAL

*The JEUD
(Journal
of Endometriosis
and Uterine
Disorders)*

Published by ELSEVIER, the *JEUD* publishes basic, clinical original research articles and critical reviews.

Become a member to:

- Belong to an international scientific community
- Free access to all of SEUD congresses on demand
- Reduced fees at SEUD official events (annual congress, masterclass,...)
- Free access to the *JEUD* (*Journal of Endometriosis and Uterine Disorders*)
- Submit your work in the *JEUD* for free!

SEUD membership: 100€ – In-training membership: 50€

For any further information relating to joining the SEUD as a member, please contact the secretariat: secretariat@seud.org

SEUD 2021 international committee

Ayman Al-Hendy, USA

Christian Becker, United Kingdom

Mats Brännström, Sweden

Francisco Carmona, Spain

Charles Chapron, France

Elisabetta Coccia, Italy

Hilary Critchley, United Kingdom

Attilio Di Spiezio Sardo, Italy

Jacques Donnez, Belgium

Margit Dueholm, Denmark

Jean-Philippe Estrade, France

Caroline Gargett, Australia

Kristina Gemzell-Danielsson, Sweden

Linda C.Giudice, USA

Sun-Wei Guo, China

Tasuku Harada, Japan

Oskari Heikinheimo, Finland

Andrew Horne, United Kingdom

Judith Huirne, Netherlands

Mohamed Jeljeli, France

Helena Kopp-Kallner, Sweden

Louis Marcellin, France

Anne-Elodie Millischer, France

Michael Mueller, Switzerland

Malcolm Munro, USA

Felice Petraglia, Italy

Nicola Pluchino, Switzerland

Aleksander Popov, Russia

Jaron Rabinovici, Israel

Fernendo Reis, Brazil

Nickolas Rukhlyada, Russia

Pietro Santulli, France

Mikkel Seier Hansen, Denmark

Gamal Serour, Egypt

Carlos Simon, Spain

Sony Singh, Canada

Olof Stephansson, Sweden

Hugh Taylor, USA

Thierry Van den Bosch, Belgium

Paola Viganò, Italy



SEUD 2021 local committee

Kristina Gemzell-Danielsson, Sweden

Oskari Heikinheimo, Finland

Margit Dueholm, Denmark

Kristen Hald, Norway

Karin DiCladio Andersson, Sweden

The official SEUD 2021 app

DOWNLOAD SEUD SOCIETY APP TO ACCESS #SEUD 2021!

Download now!



apple.co/3L5iP5t



bit.ly/3nlCVd6



After downloading the app, don't forget to enable push notifications to stay up-to-date on the latest happenings and important news!

After installing the app, you can:

- Access SEUD 2021 by clicking on the respective tile and pressing "Install"
- Access the event program and speakers list
- Create your own daily schedule that will guide you through the day
- Stay informed and receive the latest messages and news
- Chat with other attendees
- Take notes during sessions

General information

REGISTRATION HOURS

Starting on Wednesday, December 8th at 15:00 (3pm).

ON-SITE REGISTRATION

Registration fee includes: access to the exhibition hall and to all of the scientific sessions, coffee breaks, lunch breaks, welcome cocktail and one year SEUD membership.

- Seniors (surgeons/physicians): 600€
- Family physicians/Allied health professionals: 450€
- Students/Fellows/Interns: 250€
- Low-income countries: 250€

SIMULTANEOUS PRE-CONGRESS COURSES

Thursday, December 9th
from 08:30 (8.30am) to 10:30 (10.30am)
(limited availabilities)

- Therapeutic strategies for AUB and iron deficiency (ID): 50€
- Imaging and uterine disorders: 50€

PREVIEW ROOM

Speakers, we kindly ask you to give your presentation on a USB key in the preview room (next to the auditorium) **at least two hours before your talk.**

CALL FOR ABSTRACTS AWARDS

The 6 awards (best poster, best free communication, best video) will be given in the presence of the authors, during the closing ceremony on **Saturday, December 11th from 13:45 (1:45pm) to 14:15 (2:15pm).**

E-POSTERS

This year again, it is digital!

Discover the electronic posters on our digital screens in the exhibition hall.

E-posters are classified by categories and alphabetically by title. In order to find the e-poster you are looking for, first select its category.



COVID-19 TEST: YOU NEED A COVID 19 TEST (PCR OR ANTIGENIC) TO GO BACK TO YOUR COUNTRY? NO NEED TO RUN AROUND STOCKHOLM!



Our medical partner SINA Care will set up a Covid test booth in the Exhibition hall every afternoon from 14:00 to 17:00 (2 to 5 pm).

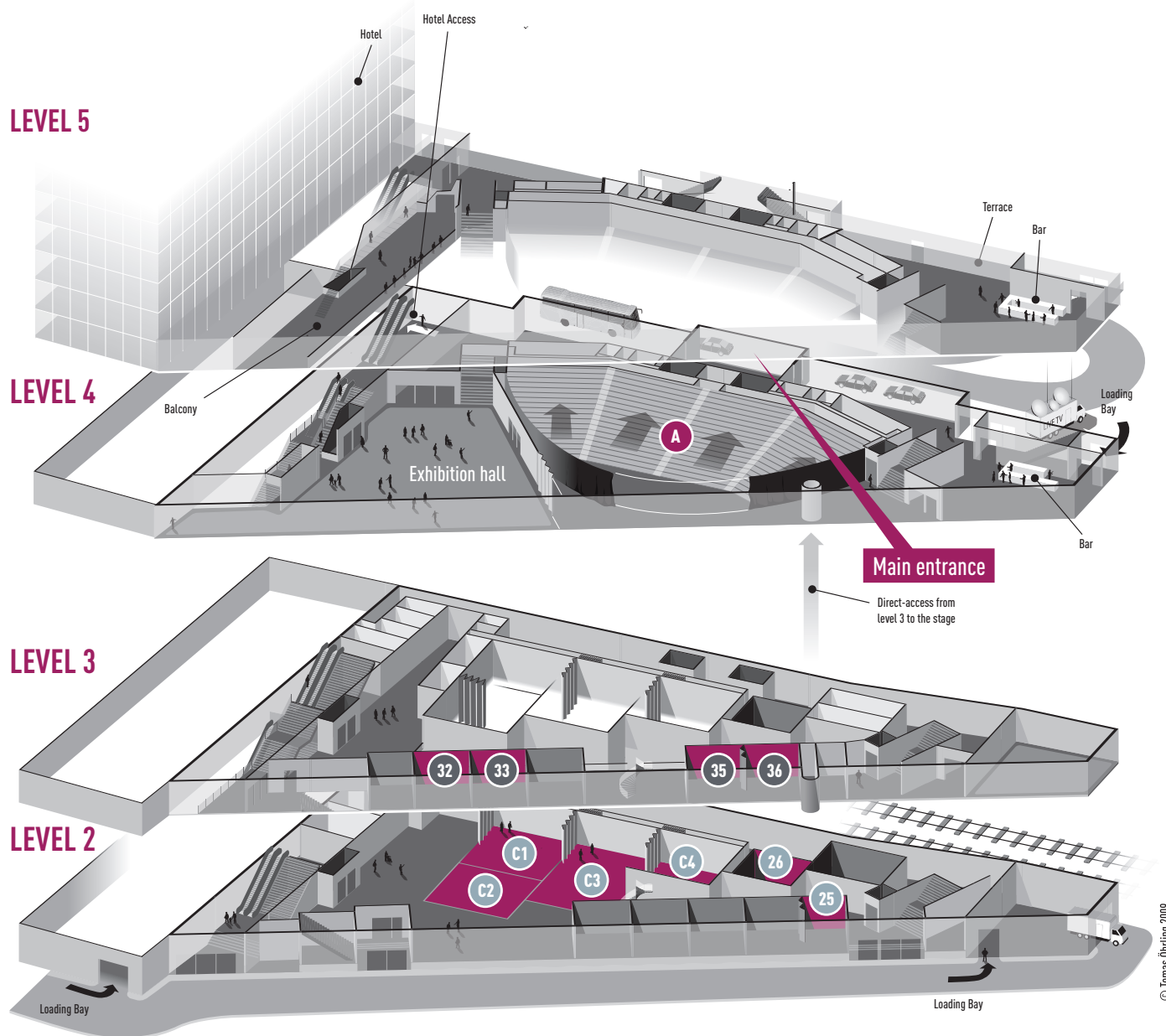
- PCR Test, Analysis, EU Certificate: 160€.
- Antigenic Test (AG), Analysis, EU certificate: 80€.

Results will be given on the same day.

Please book your appointment on their booth.



Waterfront Congress Centre map



- LEVEL 4** PLENARY SESSIONS/EXHIBITION HALL
E-POSTERS SESSION (Friday, December 10th)
- LEVEL 3** SIMULTANEOUS NATIONAL SESSIONS (Wednesday, December 8th)
VIDEOS SESSIONS/FREE COMMUNICATIONS SESSION 9 (Friday, December 10th)
- LEVEL 2** SIMULTANEOUS PRE-CONGRESS COURSES (Thursday, December 9th)
WORKSHOP (Friday, December 10th)
FREE COMMUNICATIONS SESSIONS 1-8 (Friday, December 10th)

© Thomas Cherting 2009



Partners

DIAMOND SPONSOR



GOLD SPONSORS



SILVER SPONSORS



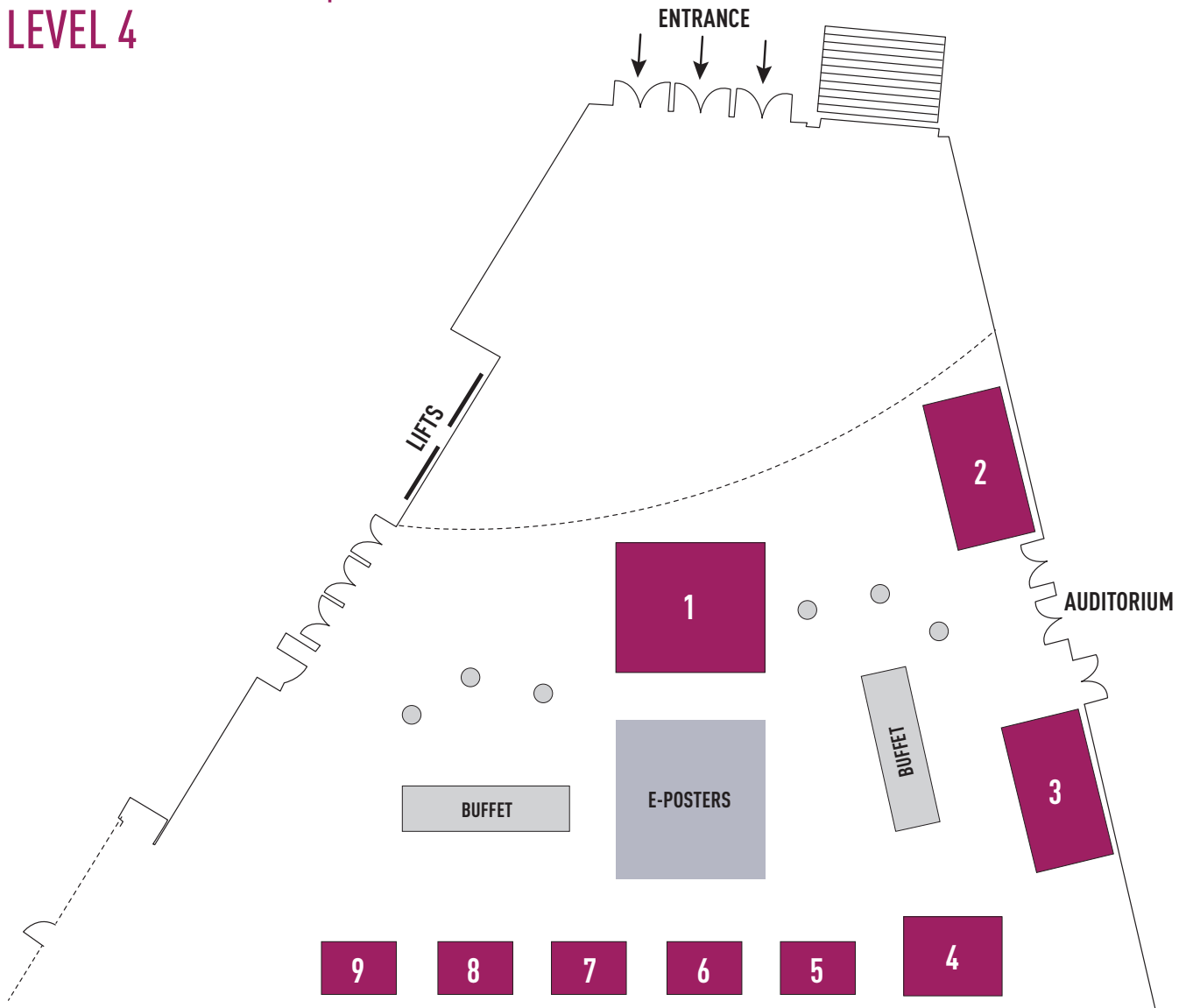
SPONSORS



SURGERY SESSION SPONSORS



Exhibition map LEVEL 4



01 GEDEON RICHTER

02 HOLOGIC

03 MEDTRONIC

04 KARL STORZ

05 EXELTIS

06 STARMED

07 GENERAL ELECTRIC

08 FERRING

09 NORGINE



FINAL PROGRAM AT A GLANCE

LEVEL 4 **A** AUDITORIUM (PLENARY ROOM)

LEVEL 3 **32** **33** ROOMS 32, 33...

LEVEL 2 **25** **26** ROOMS 25, 26...

C1 **C2** ROOMS C1, C2...

 LIVE STREAMING ON SEUD WEBSITE: WWW.SEUD.ORG

WEDNESDAY, DECEMBER 8TH

REGISTRATION DESK OPENING	<p>33 Europe (EU-TRENDO)</p> <p>32 Iran</p>
---------------------------	---








*There is no exhibition on Wednesday.

You will be able to discover our booths from Thursday morning.

**Additional registration mandatory.

*** No Lunch boxes will be provided.

THURSDAY, DECEMBER 9TH

REGISTRATION DESK OPENING	
<p>SIMULTANEOUS PRE-CONGRESS COURSES**</p> <p>C2 Therapeutic strategies for AUB and iron deficiency (ID)</p> <p>C1 Imaging and uterine disorders WITH THE SUPPORT OF</p> 	<p>A SURGERY SESSION Recorded cases and experts round table Hysteroscopy "easier, faster, better" Importance of the energy in deep endometriosis treatment WITH THE SUPPORT OF</p> <p>HOLOGIC Medtronic <small>Engineering the extraordinary</small></p> <p>OLYMPUS</p> <p>STORZ <small>KARL STORZ - ENDOSCOPE</small></p>
<p>A LUNCH SYMPOSIUM  VIFOR PHARMA All you need to know about Patient Blood Management in pregnancy and childbirth!</p>	<p>Lunch break & exhibition visit</p>
<p>A OPENING CEREMONY </p>	
<p>A KEYNOTE LECTURE  Up to date on uterine transplantation</p>	
<p>A PLENARY SESSION  Adenomyosis: modern diagnostic</p>	
<p>A SYMPOSIUM HOLOGIC  Advancing Operative Hysteroscopy – MIGS techniques to improve patient experience, reduce risks and improve healthcare delivery</p>	
<p>Coffee break & exhibition visit</p>	
<p>A PLENARY SESSION  Endometrial regeneration</p>	
<p>Welcome cocktail</p>	

FRIDAY, DECEMBER 10TH

SATURDAY, DECEMBER 11TH

08:30	<p>A</p> <p>PLENARY SESSION Endometriosis and comorbidities</p>				
10:00	<p>A</p> <p>SEUD INNOVATION SESSION</p>				
10:30	Coffee break & exhibition visit				
11:00	<p>A</p> <p>DEBATE AUB: office hysteroscopy <i>versus</i> ultrasound</p>	<p>C3</p> <p>WORKSHOP Infertility and endometriosis</p>			
12:00	<p>A</p> <p>SYMPOSIUM*** Emerging role of telemedicine in the management of endometriosis</p>	<p>Lunch break & exhibition visit</p>			
13:00	<p>A</p> <p>SYMPOSIUM Obseva The potential of the oral GnRH antagonist: a personalized approach for women with uterine fibroids</p>				
13:45	<p>A</p> <p>PLENARY SESSION Fibroids and new treatments WITH THE SUPPORT OF GEDEON RICHTER</p>				
15:15	<p>A</p> <p>MODERN ENDOMETRIOSIS MEDICAL MANAGEMENT: EXPERTS' DISCUSSION SUPPORTED BY MYOVANT WITH AN UNRESTRICTED EDUCATIONAL GRANT MYOVANT SCIENCES</p>				
16:00	Coffee break & exhibition visit				
16:30	<p>C1</p> <p>FREE COM. 1</p>	<p>C2</p> <p>FREE COM. 2</p>	<p>C4</p> <p>FREE COM. 3</p>	<p>25 26</p> <p>FREE COM. 4</p>	<p>35 36</p> <p>VIDEOS SESSION</p>
17:30	<p>C1</p> <p>FREE COM. 5</p>	<p>C2</p> <p>FREE COM. 6</p>	<p>C4</p> <p>FREE COM. 7</p>	<p>25 26</p> <p>FREE COM. 8</p>	<p>35 36</p> <p>FREE COM. 9</p>
18:30	E-POSTERS SESSION				

08:30	<p>A</p> <p>PLENARY SESSION Uterine disorders and pregnancy outcomes</p>
10:00	<p>A</p> <p>WORKSHOP Isthmocele and cesarean section scar</p>
11:00	Brunch break & exhibition visit
11:45	<p>A</p> <p>KEYNOTE LECTURE Uterine disorders and hormonal contraceptives</p>
12:15	<p>A</p> <p>PLENARY SESSION Endometriosis and uterine disorders: fertility sparing surgery</p>
13:45	<p>A</p> <p>AWARDS & CLOSING CEREMONY</p>
14:15	



FINAL SCIENTIFIC PROGRAM

WEDNESDAY, DECEMBER 8TH

15:00 | Welcome desk opening

17:00 | Onsite registration and badge withdrawal.

15:00 | **SIMULTANEOUS**
17:00 | **NATIONAL SESSIONS**

ROOM 33

Europe (EU-TRENDO)

Chair: Ludwig Kiesel (Germany)

(English-speaking session)

- Molecular studies on endometriosis and ovarian cancer risk, **Parameswaran Grace Luther Lalitkumar (Sweden)**
- Regulation of invasive growth in endometriosis, **Martin Götte (Germany)**
- The transcriptome as a diagnostic tool in endometriosis, **Arne Vanhie (Belgium)**
- Challenges in running a chronic pelvic pain trial, **Andrew Horne (United Kingdom)**

ROOM 32

Iran

Chair: Saeed Alborzi

(English-speaking session)

- Imaging in endometriosis, **Elham Askari**
- AMH and ovarian surgery with focus on endometriosis, **Hossein Asafjah**
- Endometriosis and cancer, **Minoo Robati**
- Endometriosis and infertility, **Abbas Aflatunian**
- Colorectal endometriosis, **Saeed Alborzi**

THURSDAY, DECEMBER 9TH

07:00 | Welcome desk opening

08:30 | Onsite registration and badge withdrawal.

08:30 | **SIMULTANEOUS PRE-CONGRESS COURSES***
10:30 | *(including a 30 min break)*

ROOM C2

Therapeutic strategies for AUB and iron deficiency (ID)

Chairs: Hilary Critchley (United Kingdom) & Malcom Munro (USA)

- Introduction, **Hilary Critchley (United Kingdom) & Malcolm Munro (USA)**
- Global burden of anaemia and AUB, **Hilary Critchley (United Kingdom)**
- Iron metabolism for gynaecologists, **Malcolm Munro (USA)**
- AUB, anaemia and haematological disorders: adolescence to adulthood, **Rezan Abdul-Kadir (United Kingdom)**
- Simultaneous Management of AUB and ID: a strategic approach, **all of the experts**
- Discussion and meeting close summary, **Hilary Critchley (United Kingdom) & Malcolm Munro (USA)**

ROOM C1

Imaging and uterine disorders

WITH THE SUPPORT OF



Chair: Margit Dueholm (Denmark) & Anne-Elodie Millischer (France)

- Welcome, **Margit Dueholm & Anne-Elodie Millischer**
- Classification of adenomyosis by MRI and ultrasound, **Margit Dueholm (Denmark)**
- Role of 2D and 3D ultrasound in assessment of fibroids, **Judith Huirne (Netherlands)**
- Role of magnetic resonance imaging for distinction between fibroid and sarcomas, **Anne-Elodie Millischer (France)**
- Systematic ultrasound approach in women with endometriosis terms definitions and measurements, **Anne Egekvist (Denmark)**

*Additional registration mandatory.

 LIVE STREAMING ON SEUD WEBSITE: WWW.SEUD.ORG

THURSDAY, DECEMBER 9TH10:00  SURGERY SESSION

12:00 Recorded cases and experts round table

AUDITORIUM

Chairs: Margit Dueholm (Denmark),
Jean-Philippe Estrade (France),
Mikkel Seier Hansen (Denmark),
Aleksander Popov (Russia)
& Sony Singh (Canada)

WITH THE SUPPORT OF
HOLOGIC
Medtronic
Engineering the extraordinary
OLYMPUS
STORZ
KARL STORZ – ENDOSCOPE

Hysteroscopy “easier, faster, better”

- Introduction: How the hysteroscopy optimize the uterine disorders care ? **Margit Dueholm (Denmark)**
- Possibilities of outpatient hysteroscopy, **Attilio Di Spiezio Sardo (Belgium)**
- Diagnosis of adenomyosis, **Rudi Campo (Belgium)**
- Ultrasound guided hysteroscopic resection, **Margit Dueholm (Denmark)**
- Endometrial polypectomy with mechanical hysteroscopic TruClear Elite system, **Attilio Di Spiezio Sardo (Belgium)**
- Outpatient hysteroscopy – A patient centred approach, **Sony Singh (Canada)**
- Conclusion, **all of the experts**

Importance of the energy in deep endometriosis treatment

- Introduction: Targeted treatment of deep endometriosis : the different energy pathways, **Jean-Philippe Estrade (France)**
- Transrectal high intensity focused ultrasound for the treatment of rectal endometriosis, **Gil Dubernard (France)**
- Laparoscopic excision of endometriosis using advanced energy, **Francisco Carmona (Spain)**
- Deep infiltrating endometriosis, **Mikkel Seier Hansen (Denmark)**
- Deep endometriosis: ultra conservative surgery enhanced by Ultrasonic Soncision, **Jean-Philippe Estrade (France)**
- Challenges in recurrence of deep infiltrating endometriosis, **Mohamed Mabrouk (United Kingdom)**
- Conclusion, **all of the experts**

12:00  LUNCH SYMPOSIUM

13:00 All you need to know about Patient Blood Management in pregnancy and childbirth!

AUDITORIUM

Chair: Irene Hösli (Switzerland)

- Patient Blood Management in pregnancy and childbirth, **Irene Hösli (Switzerland)**
- Optimizing outcome in women at risk of PPH, **Hisham Arab (Saudi Arabia)**



12:00 Lunch break & exhibition visit

13:00  Opening ceremony

13:15

AUDITORIUM

Speakers: **Kristina Gemzell-Danielsson (Sweden)**,
Oskari Heikinheimo (Finland)
& **Felice Petraglia (Italy)**

13:15  KEYNOTE LECTURE

13:45

AUDITORIUM

Chair: **Kristina Gemzell-Danielsson (Sweden)**
Up to date on uterine transplantation
Mats Brännström (Sweden)

13:45  PLENARY SESSION

15:15

AUDITORIUM

Adenomyosis: modern management

Chairs: **Margit Dueholm (Denmark)**
& **Sun-Wei Guo (China)**

- Basic science tolls in progress, **Sun-Wei Guo (China)**
- Clinical diagnosis, **Louis Marcellin (France)**
- The role of imaging, **Margit Dueholm (Denmark)**
- Minimally invasive treatment of adenomyosis, **Jaron Rabinovici (Israel)**

FINAL SCIENTIFIC PROGRAM

THURSDAY, DECEMBER 9TH

15:15  SYMPOSIUM **HOLOGIC®**

16:15 **Advancing Operative Hysteroscopy: MIGS techniques to improve patient experience, reduce risks and improve healthcare delivery**

AUDITORIUM

- Chair: Kirsten Hald (Norway)
- NovaSure the results of the MIRA trial and NovaSure under local anaesthesia - with fundal block, **Marlies Bongers (Netherlands)**
 - MIGS experience of MyoSure, Omni and Fluent LMR results on 200+ patients from Europe and Dutch perspective, **David van der Ham (Netherlands)**

16:15 Coffee break & exhibition visit

16:45  **PLENARY SESSION**
18:15 **Endometrial regeneration**

AUDITORIUM

- Chairs: Linda Giudice (USA), Louis Marcellin (France), Felice Petraglia (Italy) & Terhi Piltonen (Finland)
- Endometrial "stem cells", **Caroline Gargett (Australia)**
 - Endometriosis and autoimmune diseases, **Christian Becker (United Kingdom)**
 - Endocrine disruptors and endometrial disorders, **Linda Giudice (USA)**
 - Cell therapy for endometrial infertility, **Carlos Simon (Spain)**

18:15 Welcome cocktail

FRIDAY, DECEMBER 10TH

08:30 **PLENARY SESSION**
10:00 **Endometriosis and comorbidities**

AUDITORIUM

- Chairs: Kristina Gemzell-Danielsson (Sweden) & Michael Mueller (Switzerland)
- Immunological disorders, **Mohamed Jeljeli (France)**
 - Stress-related disorders, **Felice Petraglia (Italy)**
 - Recurrences and beyond, **Andrew Horne (United Kingdom)**
 - Sexual disorders, **Nicola Pluchino (Switzerland)**

10:00 **SEUD**
10:30 **INNOVATION SESSION**

AUDITORIUM

- Chair: Jean-Philippe Estrade (France)
- Augmented reality: real augmentation in minimally invasive surgery, **Gaby Moawad (USA)**
 - Digital applications in women's health: where are we? **Archine Fazel (France)**
 - Innovation for endometriosis and uterine disorders: SEUD'Lab Project, **Jean-Philippe Estrade (France)**

10:30 Coffee break & exhibition visit

11:00 **DEBATE**

12:00

AUDITORIUM

- Chair: Kirsten Hald (Norway)
- AUB: office hysteroscopy versus ultrasound**
- Attilio di Spiezio (Belgium)**
versus Thierry Van den Bosch (Belgium)

11:00 **WORKSHOP**
12:00 **Infertility and endometriosis**

ROOM C3

- Chairs: Karin Louise Andersson (Sweden) & Pietro Santulli (France)
- **Gamal Serour (Egypt)**
 - **Pietro Santulli (France)**
 - **Elisabetta Coccia (Italy)**

12:00  **SYMPOSIUM***
13:00 **Emerging role of telemedicine in the management of endometriosis**

AUDITORIUM

- Chair: Aleksander Popov (Russia)
- Western perspective, **Sony Singh (Canada)**
 - Eastern perspective, **Ma Li (Singapore)**



*No lunch boxes will be provided.

 LIVE STREAMING ON SEUD WEBSITE: WWW.SEUD.ORG

FRIDAY, DECEMBER 10TH

12:00 Lunch break & exhibition visit

13:00  SYMPOSIUM13:45 **The potential of the oral GnRH antagonist: a personalized approach for women with uterine fibroids**

AUDITORIUM

Chair: Charles Chapron (France)

- Welcome & introduction, **Charles Chapron (France)**
- The potential of the oral GnRH antagonists in uterine fibroid management, **Kristina Gemzell-Danielsson (Sweden)**
- When ABT is not an option, **Hugh Taylor (USA)**
- When uterine and fibroid volume reduction is required, **Jacques Donnez (Belgium)**
- Conclusion, **Charles Chapron (France)**


13:45  PLENARY SESSION15:15 **Fibroids and new treatments**

AUDITORIUM

Chairs: Hilary Critchley (United Kingdom) & Oskari Heikinheimo (Finland)

- Pathogenetic basis for medical treatment, **Jacques Donnez (Belgium)**
- Endometriosis: a medical disease, **Hugh Taylor (USA)**
- Development of SPRMs, **Oskari Heikinheimo (Finland)**
- New non hormonal/non-surgical options, **Helena Kopp-Kallner (Sweden)**
- Let's make uterine fibroids a medical disease again, **Ayman Al-Hendy (USA)**

WITH THE SUPPORT OF



GEDEON RICHTER

15:15  MODERN ENDOMETRIOSIS MEDICAL MANAGEMENT: EXPERTS' DISCUSSION

AUDITORIUM

Chairs: Charles Chapron (France) & Felice Petraglia (Italy)

- Indications for progestins, **Tasuku Harada (Japan)**
- Oral GnRH antagonists, **Hugh Taylor (USA)**
- How to treat the recurrence? **Michael Mueller (Switzerland)**

SUPPORTED BY MYOVANT WITH AN UNRESTRICTED EDUCATIONAL GRANT



16:00 Coffee break & exhibition visit

16:30 **FREE COMMUNICATIONS**17:30 **Free communications 1**

ROOM C1

Chairs: Karin Andersson (Sweden) & Silvia Vannuccini (Italy)

- Association between endometriosis and preterm birth according to the disease phenotype: a multicenter prospective comparative study in France, **Louis Marcellin (France)**
- The endometrial impact of the Selective Progesterone Receptor Modulator (SPRM), Ulipristal acetate (UPA) is reversible, **Rohan Chodankar (United Kingdom)**
- Endometriosis is a possible risk factor for premature cardiovascular disease, **Jessica Blom (Canada)**
- Identification of women with endometriosis: a simple questionnaire-based screening tool, **Arnaud Fauconnier (France)**
- Effects of relugolix combination therapy on endometriosis-associated pain and analgesic use in SPIRIT studies: overall study and European populations, **Christian Becker (United Kingdom)**
- Recovery of Bone Mineral Density (BMD) after long term treatment with linzagolix in women with endometriosis: results from a phase 2b dose-ranging trial, **Jacques Donnez (Belgium)**

ROOM C2

Free communications 2

Chairs: Kirsten Hald (Norway)

& Lalit Kumar Parameswaran Grace (Sweden)

- Diet quality and perceived effects of dietary changes in Dutch endometriosis patients: an observational study, **Iris Krabbenborg (Netherlands)**
- Relugolix combination therapy improves all dimensions of quality of life in women with endometriosis-associated pain: results from the SPIRIT program, **Linda Giudice (USA)**
- The sonographic and symptomatic impact after combined oral contraceptive continuous regimens in endometriosis and adenomyosis patients, **Pilar Carrillo Torres (Spain)**
- Uterine artery section during parametrectomy for deep infiltrating endometriosis and pregnancy outcome, **Anna Katarzyna Stepniewska (Italy)**

FINAL SCIENTIFIC PROGRAM

FRIDAY, DECEMBER 10TH

- Abnormal iron metabolism promotes fibrosis by inducing ferroptosis in endometriosis, **Jinwei Miao (China)**
- Peritoneal fluid leptin levels in endometriosis: a retrospective cohort study, **Cloé Vaineau (Switzerland)**

ROOM C4

Free communications 3

Chairs: Oskari Heikinheimo (Finland) & Kiriaki Papaikonomou (Sweden)

- Toward an improved assessment of quality of life in endometriosis: evaluation of the Spanish version of the Endometriosis Health Profile 30, **González-Cantó Eva (Spain)**
- Analysis of mutations in deep infiltrative endometriosis and focal adenomyosis, **Louis Marcellin (France)**
- Understanding the impact of endometriosis and chronic pelvic pain on women's lives through a qualitative study, **Lauren MacArthur (Australia)**
- Transvaginal ultrasound for the diagnosis of endometriosis in the uterosacral ligaments, torus uterinus and posterior vaginal fornix: a prospective study, **Cristian De Guirior (Spain)**
- Increased overall morbidity in women with endometriosis: a population-based follow-up study until age 50, **Henna Rossi (Finland)**
- The effect of vasopressin injection on ovarian reserve in patients who had cystectomy for ovarian endometrioma; a new insight, **Saeed Alborzi (Iran)**

ROOMS 25 & 26

Free communications 4

Chairs: Johanna Andersson (Sweden) & Margit Dueholm (Denmark)

- Nomogram predicting complex ureteral procedure in pelvic DIE surgery, **Lou Donval (France)**
- Cannabis use for endometriosis-associated pain: a cross-sectional Canadian survey study, **Mahsa Gholiof (Canada)**
- Influence of endometrioma size on assisted reproductive technology outcomes, **Yaniv Dahan (France)**
- LINC01133 inhibits invasion and promotes proliferation in an endometriosis epithelial cell line, **Quanah Hudson (Austria)**

- Patient-derived organoids from endometriosis as powerful experimental models for the endometriotic-pelvic crosstalk mechanisms, **Shen Licong (China)**
- Analysis of IVF/ICSI outcomes of endometriosis patients with repeated implantation failure: influence of GnRH-a on endometriosis, **Yundong Mao (China)**

16:30

17:30

ROOMS 35 & 36

VIDEOS SESSION

Chairs: Caroline Salminen Frisendahl (Sweden) & Helena Kopp Kallner (Sweden)

- International and multicenter prospective diagnostic accuracy of transvaginal ultrasound for endometriosis using the International Deep Endometriosis Analysis (IDEA) terminology: pilot study, **Mathew Leonardi (Canada)**
- It's in the bag! A review of laparoscopic specimen retrieval, **Elizabeth Miazga (Canada)**
- Hysteroscopy for retained products of conception, **Sony Singh (Canada)**
- Surgical management of interstitial ectopic pregnancy, **Sony Singh (Canada)**
- Alternative therapies for endometriosis pain in Canadians: a cross-sectional survey study, **Mahsa Gholiof (Canada)**
- The surgically diagnosed endometriosis in young women in Finland - a register-based cross-sectional cohort study, **Elina Rasp (Finland)**
- Surgical management of abdominal wall endometriosis, **Erica Pascoal (Canada)**
- Performing laparoscopic adenomyomectomy with four-petal method to treat women with severe adenomyosis **Kristyna Hlinecka (Czech Republic)**
- Accessory and cavitated uterine mass: diagnostic challenge and laparoscopic excision, **Joana Xavie (Portugal)**

17:30

18:30

ROOM C1

FREE COMMUNICATIONS

Free communications 5

Chairs: Karin Andersson (Sweden) & Silvia Vannuccini (Italy)

- Collagen I triggers directional migration, invasion and matrix remodeling of stroma cells in a 3D spheroid model of endometriosis, **Martin Götte (Germany)**

FRIDAY, DECEMBER 10TH

- Endometriosis associates with decreased health-related quality of life (HRQoL) at age 46 - A population-based cohort analysis, **Saara Vuontisjärvi (Finland)**
- Endometriosis and immunomodulatory treatment: effect on gestation and placental development in mice, **Ludivine Doridot (France)**
- Effect of genetic variants on gene expression of the endocannabinoid system in the endometrium among women with and without endometriosis, **Keisuke Tanaka (Australia)**
- Pregnancy and delivery outcomes in women after Operation for deeply infiltrating endometriosis, **Popov Aleksander (Russia)**
- Gene expression in the endocannabinoid system in the endometrium during the menstrual cycle and comparison between women with and without endometriosis, **Akwasi Amoako (Australia)**

ROOM C2

Free communications 6

Chairs: Kirsten Hald (Norway)

& Lalit Kumar Parameswaran Grace (Sweden)

- Relugolix combination therapy in European women with symptomatic uterine fibroids in the LIBERTY long-term extension study, **Felice Petraglia (Italy)**
- Analysis of ultrasound-guided puncture and ethanol sclerotherapy of ovarian endometriomas, **Arias Gallego Paula (Spain)**
- The forgotten questions: prevalence of abuse in women with endometriosis and relationship to mental health, **Alyssa Gaerke (Canada)**
- Long Term Efficacy of Linzagolix for Treatment of Heavy Menstrual Bleeding (HMB) due to Uterine Fibroids (UF): 52-week results from two placebo-controlled, randomized, phase 3 trials, **Hugh S. Taylor (USA)**
- Long term safety and tolerability of linzagolix for treatment of Heavy Menstrual Bleeding (HMB) due to Uterine Fibroids (UF): 52-week results from two placebo-controlled, randomized, phase 3 trials, **Jacques Donnez (Belgium)**

ROOM C4

Free communications 7

Chairs: Oskari Heikinheimo (Finland)

& Kiriaki Papaikonomou (Sweden)

- Examining the link between environmental toxin exposure and uterine leiomyoma: a systematic review, **Jasmine Sodhi (Canada)**
- Efficacy and safety of vilaprisan in the treatment of heavy menstrual bleeding due to uterine fibroids: Data from the ASTEROID 3 phase 3 clinical study, **Thomas Faustmann (Germany)**
- Investigation of the role of platelets in the etiopathogenesis of adenomyosis, **Stefania Mosele (Belgium)**
- Identifying common pathogenic mechanisms in deep endometriotic nodules and uterine adenomyosis, **Christina Anna Stratopoulou (Belgium)**
- Morcellation during total laparoscopic hysterectomies: implications of the use of a contained bag system, **Catherine Bergeron (Canada)**
- "Gain Fading", a new reliable 3D transvaginal ultrasonographic (TVUS) feature helps in diagnosing histological proven Adenomyosis using BCL6 biomarker in cases of reproductive failure, **Hosam Zaki (Egypt)**

ROOMS 25 & 26

Free communications 8

Chairs: Johanna Andersson (Sweden)

& Margit Dueholm (Denmark)

- Safety and efficacy of Womed Leaf™, a novel barrier film to prevent intrauterine adhesion formation after hysteroscopic myomectomy: the PREG1 clinical trial, **Perrine Capmas (France)**
- ART outcomes in endometrioma patients undergoing sclerotherapy versus laparoscopic cystectomy; prospective cross sectional study, **Saeed Alborzi (Iran)**

FINAL SCIENTIFIC PROGRAM

FRIDAY, DECEMBER 10TH

- How many embryo transfers are needed to achieve the first live birth in women with endometriosis depending on disease localization? **Alexandra Kohl Schwartz (Switzerland)**
- MRI assessment of postoperative uterine isthmus thickness after resection of retro cervical space and utero-sacral ligament endometriosis, **Charles-André Philip (France)**
- Laparoscopic treatment of bladder endometriosis using CO2 laser: safety, long-term efficacy and pregnancies in a series of 207 cases in a single referral center, **Michelle Soares (Belgium)**
- Efficacy of virtual reality as a pain and anxiety distraction strategy on office hysteroscopy. Results of the first 52 patients, **Sara Marín Garrayo (Spain)**

ROOMS 35 & 36

Free communications 9

- Chairs: Caroline Salminen Frisendahl (Sweden) & Helena Kopp Kallner (Sweden)
- Individualized medicine using 3D printing technology in gynecology: a scoping review, **Sony Singh (Canada)**
 - The fragility of statistically significant results in gynecologic surgery: a systematic review, **Erica Pascoal (Canada)**
 - Perinatal outcomes of patients treated with hysteroscopy for Asherman's syndrome, **Zdenka Lisa (Czech Republic)**
 - Adjuvant use of melatonin for pain management in dysmenorrhea - a double-blind, randomized, placebo-controlled trial, **Lisa Söderman (Sweden)**
 - A non-invasive algorithm based on pain and indirect ultrasonographic signs identifies patients with deep endometriosis at first consultancy, **Eva González Cantó (Spain)**
 - Myofascial pelvic pain and central sensitization related symptoms in deep endometriosis patients, **Lara Quintas-Marques (Spain)**

17:30 E-POSTERS SESSION

18:30 Selected authors should be onsite to present their work

SATURDAY, DECEMBER 11TH

08:30 PLENARY SESSION

10:00 Uterine disorders and pregnancy outcomes

AUDITORIUM

- Chairs: Pietro Santulli (France) & Olof Stefansson (Sweden)
- Endometriosis, **Olof Stefansson (Sweden)**
 - Adenomyosis, **Tasuku Harada (Japan)**
 - Uterine fibroids, **Fernando Reis (Brazil)**
 - Obstetric surgical complication, **Sony Singh (Canada)**

10:00 WORKSHOP

11:00 Isthmocele and cesarean section scar

AUDITORIUM

- Chair: Kristina Gemzell-Danielsson (Sweden)
- Diagnosis and clinical management, **Judith Huirne (Netherlands)**
 - Surgical treatment, **Michael Mueller (Switzerland)**

11:00 Brunch break & exhibition visit

11:45 KEYNOTE LECTURE

12:15

AUDITORIUM

- Chair: Sony Singh (Canada)
- Uterine disorders and hormonal contraceptives**
Kristina Gemzell-Danielsson (Sweden)

12:15 PLENARY SESSION

13:45

AUDITORIUM

Endometriosis and uterine disorders: fertility sparing surgery

- Chairs: Charles Chapron (France) & Gamal Serour (Egypt)
- Endometrioma, **Francisco Carmona (Spain)**
 - Adenomyosis, **Nickolas Rukhlyada (Russia)**
 - Ovocyte cryopreservation, **Paola Viganò (Italy)**

13:45 Awards

14:15

AUDITORIUM

& closing ceremony

- Speakers: **Kristina Gemzell-Danielsson (Sweden)**, **Oskari Heikinheimo (Finland)** & **Charles Chapron (France)**

 LIVE STREAMING ON SEUD WEBSITE: WWW.SEUD.ORG



MAY, 18-21
Athens, Greece

 **HYBRID EDITION**
COME ONSITE
OR WATCH ONLINE!

PROGRESS MEETS SAFETY...
EVOLUTION MEETS KNOWLEDGE

Location:

Megaron Athens International
Conferene Centre, Athens, Greece

Congress Presidents:

Pr George Pistofidis, Greece
Pr Athanasios Protopapas, Greece

SEUD President:

Dr Francisco Carmona,
Spain

WWW.CONGRESS.SEUD.ORG

FOLLOW US  **@Official_SEUD**

CONTACT & ORGANIZATION: Com&Co - organization@seud.org

 Society of Endometriosis and Uterine Disorders

E-POSTERS LIST

CATEGORY: ENDOMETRIOSIS/ENDOMETRIUM

- A comprehensive screening study in endometriosis reveals miR-193b-5p as a novel regulatory marker, **Caroline Frisendahl (Sweden)**
- Abdominal wall endometriosis – a rare diagnosis, **Beatriz Ferreira (Portugal)**
- Adjuvant use of melatonin for pain management in endometriosis-associated pelvic pain – a randomized double-blinded, placebo-controlled trial, **Lisa Söderman (Sweden)**
- Assessment of sexual function in women with endometriosis: preliminary results in a single- institutional study, **Rodríguez González Elena (Spain)**
- Beyond ovarian endometrioma: non ovarian located endometriosis, **Pelayo Irene (Spain)**
- Catamenial pneumothorax. Description of a clinical case and review of the literatura, **Isabel Hinojal Toscano (Spain)**
- Characteristics, diagnostic methods and surgical indications in women undergoing surgery for endometriosis, **Guillermo Fernández Lizana (Spain)**
- Clinical diagnosis and early medical management for endometriosis: consensus for Asia, **Mee-Ran Kim (Republic of South Korea)**
- Clinical features and quality of life in patients with endometriosis before and after menopause, **Maria Federica Viscardi (Italy)**
- Clinical profile and symptoms of young women aged 10-24 years diagnosed with pelvic endometriosis: a 5-year experience of a tertiary hospital in the Philippines, **Cialuj Teza Agbayani (Philippines)**
- Coexistence of endometriomas with extraovarian endometriosis and adhesions, **Elvin Piriyev (Germany)**
- Coincidence of uterine malformations and endometriosis: a clinically relevant problem? **Elvin Piriyev (Germany)**
- Comparison between transvaginal ultrasound and magnetic resonance imaging in ovarian and deep infiltrating endometriosis in a tertiary hospital, **Carmona Paola (Spain)**
- Deep infiltrating endometriosis and ovarian endometriomas, **Pelayo Irene (Spain)**
- Diagnosis and surgical indications for endometriosis, **Trillo Lucía (Spain)**
- Effects of breastfeeding on endometriosis: a prospective observational study, **Maria Federica Viscardi (Italy)**
- Effects of endometriotic cysts on granulosa cells, **Hideaki Tanaka (Japan)**
- Efficacy of n-acetylcysteine on endometriosis-related pain and fertility outcomes: a prospective single cohort study, **Maria Federica Viscardi (Italy)**
- Endometriosis patients have higher perceived stress levels than healthy controls, **Jodie Hughes (United Kingdom)**
- Endometriosis recurrence or persistence? Our experience in an endometriosis unit, **David Boada (Spain)**
- Endometriosis: a survey on its effect on fertility and pregnancy, **Giorgia Di Stefano (Italy)**
- Establishing and validating a murine model of endometriosis recurrence, **Jessica Traynor (United Kingdom)**
- Evaluation of the female reproductive tract microbiome and innate immune profile in endometriosis, **Fiona Reidy (Ireland)**
- Exosomes in follicular fluid derived from patients with endometriosis inhibited the proliferation, migration and progesterone secretion of granular cells, **Song Yunfeng (China)**
- Extragenital endometriosis: a hidden entity, **Beatriz Ferro (Portugal)**
- First delivery after surgically diagnosed endometriosis in nulliparous women according to the type of endometriosis – a descriptive study, **Oskari Heikinheimo (Finland)**
- Genitourinary endometriosis - a single center experience from a tertiary hospital in India, **Emily Divya Ebenezer (India)**
- Identification of a potential biomarker for endometriosis diagnosis, **Leah Cooksey (United Kingdom)**
- Indocyanine green-based fluorescence imaging for intraoperative real-time ureter identification during deep endometriosis laparoscopic surgery: a case report, **Gracia Meritxell (Spain)**
- Is adenomyosis always as a marker of deep infiltrating endometriosis? **Pelayo Irene (Spain)**
- Laparoscopic investigation for endometriosis in symptomatic adolescents. Comparison of clinical characteristics between those with and without endometriosis, **Alexandra Wisentaner (Australia)**
- Leveraging real-world data to understand treatment patterns in women with endometriosis: a post-hoc analysis of INAS-VIPOS, **Pauline De Corte (Germany)**
- Management of ovarian endometriosis and risk of malignancy: which surgical treatment is indicated? Evaluation of ultrasound features, clinical data and tumor markers, **Sanz Maset Angela (Spain)**
- MLLT11 expression is reduced in eutopic and ectopic endometrium of women with high stage endometriosis, **Quanah Hudson (Austria)**

E-POSTERS LIST

- Molecular study of the endometrial impact after surgical resection in deep endometriosis, **Emilie Haab (France)**
 - Ovarian endometriosis stromal cells and cellular senescence, **Reina Sonehara (Japan)**
 - Place of immunological and inflammatory markers in the pre-coce diagnosis of endometriosis in women in retrograde menstruation, **Hacene Meriche (Algeria)**
 - Pre-operative mapping of deep infiltrating endometriosis (D.I.E) on MRI- are we using it efficiently? How do we compare to the national standards in accuracy? **Smitha Raghavan MV (United Kingdom)**
 - Preoperative work up for posterior endometriosis in Limoges university hospital center, **Alexine Laguerre (France)**
 - PrPC promotes endometriosis progression by reprogramming cholesterol metabolism and estrogen biosynthesis of endometrial stromal cells through PPAR α pathway, **Hai-Yan Peng (China)**
 - Quality of life and low anterior resection syndrome before and after deep endometriosis surgery: does rectal surgery affect? **Maria Carbonell (Spain)**
 - Resection of deep endometriosis nodule in psoas muscle and anterior abdominal wall, **Maria Carbonell (Spain)**
 - Resection of Deep Infiltrating Endometriosis (DIE) could be a risk factor for uterine rupture: a case series with *Review of the Literature*, **Hanane Ziadeh (France)**
 - Retroperitoneal approach for TLH in severe endometriosis, **Nayanika Gaur (India)**
 - Risk factors to preoperatively identify loss of renal function in deep infiltrating endometriosis patients due to ureteral stenosis, **Maria Angeles Martínez-Zamora (Spain)**
 - Searching the connection between endometriosis and abortion, **Bárbara Laranjeiro (Portugal)**
 - Significance of Ki67 expression in endometriosis for infertility, **Elvin Piriyeve (Germany)**
 - Single-cell analysis and deep learning reveal a novel diagnostic biomarker for endometriosis, **Cinzia Donato (Switzerland)**
 - Spontaneous haemoperitoneum in pregnancy (SHiP) and endometriosis: a case report, **Angela Vidal (Switzerland)**
 - Study of association between deep dyspareunia and endometriosis in a cohort of 2851 women operated for a benign gynecologic disorder, **Yaniv Dahan (France)**
 - Surgical management of endometriosis. Our results, **Gloria González Tristante (Spain)**
 - Surgical outcomes in Endometriosis. Our experience in a tertiary hospital, **Rubio Kristian (Spain)**
 - Transforming growth factor β -induced protein ig-h3 as potential novel plasma biomarker of endometriosis, **Maja Pusic, (Slovenia)**
- CATEGORY: FIBROIDS/ADENOMYOSIS**
- A detailed study in adenomyosis and endometriosis; evaluation of the rate of coexistence between uterine adenomyosis and DIE according to imaging and histopathology findings, **Saeed Alborzi (Iran)**
 - Added value of strain sono-elastography in the diagnosis of uterine pathology: an explorative descriptive case series, **Kobe Dewilde (Belgium)**
 - Adenomyosis and reproductive complications, **Nadejda Codreanu (Republic of Moldova)**
 - Adenomyosis and overlapping diseases: what we know, **Mafalda Simões (Portugal)**
 - Approaching adenomyosis in modern age, **Beatriz Ferro (Portugal)**
 - Clinical and sonographic effects of levonorgestrel-releasing intrauterine device in patients with adenomyosis with or without associated endometriosis in a tertiary referral hospital at four-year follow-up: results from a prospective study, **Marta Valdés-Bango (Spain)**
 - Correlation of modifying risk factors of uterine fibroids, **Dinara Irnazarova (Uzbekistan)**
 - Evolution of adenomyosis phenotypes on magnetic resonance imaging before and after pregnancy: cohort of 139 patients, **Ludivine Legay (France)**
 - Impact of sars-cov2 pandemic on patients with uterine fibroids with or without surgical indication, **Inmaculada Nicolás (Spain)**
 - Implication of immune cells in the physiopathology of impaired fertility in mice with induced adenomyosis, **Mathilde Bourdon (France)**
 - Is there a limit on the number of hysteroscopies to preserve the fertility? Report of clinical case, **Agüero Mauricio (Spain)**



FINAL SCIENTIFIC PROGRAM

E-POSTERS LIST

- Molecular subclass of uterine fibroids predicts response to ulipristal acetate treatment, **Åsa Kolterud (Sweden)**
- Observation of pregnancy outcomes in patients with hysteroscopic resection on submucous myomas, **Yang YePing (China)**
- Optimization and evaluation of efficacy and long-term results in the X-ray endovascular embolization of uterine arteries in the treatment of uterine myomas, **Dulat Tazhibayev (Kazakhstan)**
- Polypectomy, myomectomy and RPOC resection in the office setting, **Gómez Carballo Silvia (Spain)**
- Profiles, impacts and management of uterine fibroid in a Algerian maternity, **Izdihar Belkadi (Algeria)**
- Reliability of 2D/3D transvaginal ultrasonographic (TVUS) features (MUSA) in diagnosing histological proven adenomyosis using BCL6 biomarker in cases of reproductive failure, **Hosam Zaki (Egypt)**

CATEGORY: ABNORMAL UTERINE BLEEDING

- Acute fatty liver of pregnancy early complicated by pituitary apoplexy: a case report, **Imane Laghrich (Morocco)**
- Management of abnormal uterine bleeding in adolescents, **Cemortan Maria (Republic of Moldova)**
- Surgical management of abnormal uterine bleeding – Are we choosing surgery judiciously? **Smitha Raghavan MV (United Kingdom)**

CATEGORY: MINIMALLY INVASIVE SURGERY

- Diagnosis and approach to interstitial ectopic pregnancy: purpose of a case, **Montes Andres (Colombia)**
- Management of parametrial endometriosis from a clinical case, **Peñalver-Gaspar María (Spain)**
- The current use of robotic surgery in gynecology in Ontario – a survey, **Samantha Bentolo (Canada)**
- Viability and safety of transvaginal specimen extraction in deep endometriosis surgery and analysis of risk factors for post-operative complications, **Spagnolo Emanuela (Spain)**

CATEGORY: PAIN

- Assessment chronic pelvic pain in women with pelvic congestion syndrome, **Svitlana Ostafiichuk (Ukraine)**
- Benign Brenner tumor of the ovary: report of two cases and review of the literature, **Imane Laghrich (Morocco)**

CATEGORY: OTHER

- Case report: an IIH Induced endometriosis that diagnosed by OCT, and revealed ten years dilemma of HPG axis dysfunction due to pressure effect of CSF on pituitary stalk, **Shalbafan Bitá (Iran)**
- First uterine transplant in Spain: one year later, **Rius Mariona (Spain)**
- Impact on obs & gynae training considering barriers and facilitators during a pandemic situation, **Haleema Yasmin (Pakistan)**
- Implementing a deceased donor protocol for uterine transplantation. Which barriers are we facing in our setting? **Camacho Marta (Spain)**
- The role of expression of molecular genetic markers in determining the survival rate of patients with cervical cancer in stages IIb and IIIb, **Karimova Nargiza (Uzbekistan)**
- Transcriptome profiling following treatment with the progesterone receptor modulator mifepristone in breast tissue of healthy premenopausal women – secondary outcomes of a randomized controlled trial, **Kiriaki Papaikonomou (Sweden)**



Notes

A series of horizontal dotted lines for taking notes.



Notes


A series of horizontal dotted lines for writing notes.



A large area of horizontal dotted lines for writing, spanning most of the page width and height.



A large area of the page is filled with horizontal dotted lines, providing a space for handwritten notes or answers.



Notes

A series of horizontal dotted lines for taking notes.



SEUD... BEYOND THE CONGRESS



March



10th

WEBINAR on robotic surgery



July



29th

SEUD RENDEZ-VOUS #°1
on uterine fibroids
and endometriosis treatment
*1 SEUD RENDEZ-VOUS per month
about fibroids and endometriosis*



September



17th-18th

SEUD FORUM on anemia
and heavy menstrual bleeding



28th-30th

Endometriosis **VIRTUAL SUMMIT**



October



21st

WEBINAR on hysteroscopy



**Get ready
for next year!**

More... **WEBINARS**

FACE-TO-FACE EVENTS

**Together let's move
science forward!**



Society of Endometriosis and Uterine Disorders

THE BALANCE SHE NEEDS.

THE LIFE SHE WANTS.

IT'S TIME

for a treatment that balances efficacy and safety in symptomatic uterine fibroids.¹⁻³

IT'S TIME

for a treatment that significantly reduces menstrual bleeding and pain.^{1,4}

IT'S TIME

for a treatment that can improve her quality of life while preserving bone health.^{5,6}

IT'S TIME

for one pill a day⁶ that will help her be the woman she wants to be.

IT'S TIME for Ryeqo, because her life is our performance.



All the SmPC-related information is available by scanning this code

1. Al-Hendy A *et al.* *N Eng J Med* 2021.
2. Al-Hendy A *et al.* *ASRM*, October 2020 O-1.
3. Al-Hendy A *et al.* *ASRM*, October 2019 O-1.
4. Al-Hendy A *et al.* *Fertil Steril* 019;112(3):e434. Oral abstract O-265 presented at the ASRM, 2019.
5. Al-Hendy A *et al.* *ASRM*, October 2020 O-205.
6. Ryeqo Summary of Product Characteristics.



Ryeqo[®]

relugolix, estradiol, and norethisterone acetate

Her life is our performance

